


# MY ENGLISH DICTIONARY

A




B



C




D



E



F



G



H



I




J



K



L




M



N



O




P



Q



R



S



T




U



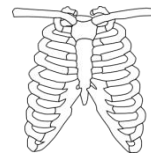
V



W



X



Y



Z



## GAME: Line Jump

Students line up behind each other. When the teacher says a consonant, children jump to the right and back to the center. When the teacher calls a vowel, children jump to the left and back to center. Children who go to the wrong side are out. The one to be the last is the winner of the game.

# MY ENGLISH DICTIONARY

An activity to be used with the alphabet and the body themes. It combines the two themes:

## If Your Name Starts With

(Tune of "If You're Happy and You Know It")

- If your name starts with A, turn around.
- If your name starts with B, touch the ground.
- If your name starts with C, then stand up and touch your knee.
- Clap your hands if your name starts with D.
- If your name starts with E, wink your eye.
- If your name starts with F, try to fly.
- If your name starts with G, blow a kiss up here to me.
- If your name starts with H, say "Hee, Hee".
- If your name starts with I, tap your toe.
- If your name starts with J, say "Ho, Ho".
- If your name starts with K, then stand up and start to sway.
- If your name starts with L, say "Hurray".
- If your name starts with M, make a smile.
- If your name starts with N, shake awhile.
- If your name starts with O, put your elbow on your toe.
- If your name starts with P, say "I know!"
- If your name starts with Q, raise your hand.
- If your name starts with R, you should stand.
- If your name starts with S, you should pat your head, I guess.
- If your name starts with T, say "Oh, yes!"
- If your name starts with U, touch your eye.
- If your name starts with V, pat your thigh.
- If your name starts with W, X, Y or Z,  
Then stand up, take a bow, and say "That's me!"